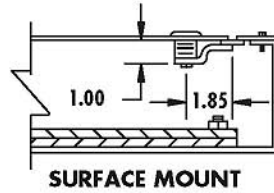
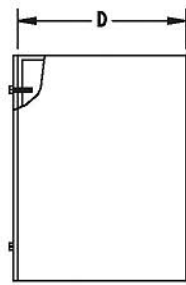
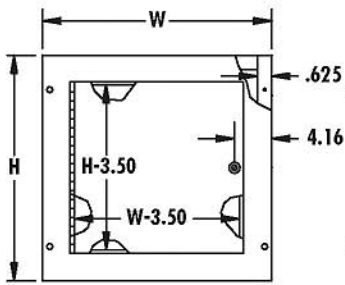


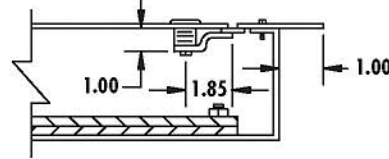


TYPE 1 TELEPHONE CABINETS COMMERCIAL STYLE

NOTE: For Flush cover Add "F" After Catalog Number



SURFACE MOUNT



FLUSH MOUNT



CONSTRUCTION:

- CODE GAUGE PAINT GRIP GALVANIZED STEEL
- REMOVABLE TRIM
- CONTINUOUS HINGE
- OPTIONAL 3/4 PLY-WOOD BACK PANEL
- KEYHOLE SCREW SLOTS IN THE COVER PERMIT THE REMOVAL OF THE COVER WITHOUT EXTRACTING THE SCREWS

FINISH:

- CABINETS ARE FURNISHED STANDARD WITH AN ANSI 61 GRAY POLYESTER POWDER COATED TELEPHONE FRONT AND A GALVANIZED BACK BOX



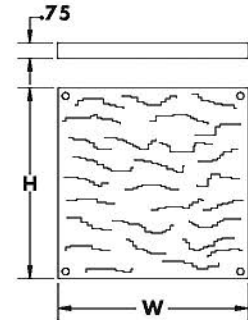
NEARLY FLUSH KEYLOCKING LATCH



SURFACE MOUNT



FLUSH MOUNT



TELEPHONE CABINETS			3/4" PLYWOOD PANELS	
Enclosure Size HxWxD	Catalog Number	Weight	Catalog Number	Weight
12x12x4	12124TC	11	1212PW	1
16x12x4	16124TC	13	1612PW	1
18x12x4	18124TC	15	1812PW	1
24x12x4	24124TC	22	2412PW	2
18x18x4	18184TC	23	1818PW	2
24x18x4	24184TC	28	2418PW	3
24x24x4	24244TC	35	2424PW	4
30x24x4	30244TC	40	3024PW	5
30x30x4	30304TC	60	3030PW	6
36x24x4	36244TC	57	3624PW	6
36x30x4	36304TC	71	3630PW	7
48x30x4	48304TC	101	4830PW	8
16x12x6	16126TC	14	1612PW	1
18x12x6	18126TC	18	1812PW	1
24x12x6	24126TC	23	2412PW	2
18x18x6	18186TC	25	1818PW	2
24x18x6	24186TC	30	2418PW	3
24x24x6	24246TC	37	2424PW	4
30x24x6	30246TC	45	3024PW	5
36x24x6	36246TC	59	3624PW	6
30x30x6	30306TC	62	3030PW	6
36x30x6	36306TC	78	3630PW	7
48x30x6	48306TC	124	4830PW	8
48x36x6	48366TC	150	4836PW	12

FOR LARGE QUANTITIES CALL FACTORY